



## PROPOSAL

**TO THE:**

City of Hapeville Fire Department  
Attn: Chief D. Bloodworth  
3468 N. Fulton Ave  
Hapeville, GA 30354

**DATE:** July 2, 2019

We hereby propose and agree to furnish the following firefighting equipment upon your acceptance of this proposal:

**One (1) Sutphen Heavy Duty Custom Pumper & Loose Equipment Allowance**

**Complete and Delivered for the Total Sum of .....\$549,927.00**

The unit shall be manufactured completely in accordance to the following proposal and delivered in approximately **12-14** months from the date of the contract signing or purchase order, subject to delays from all causes beyond our control.

This proposal shall be valid for forty-five (**45**) days. If the contract or purchase order is not received within this proposed duration, we reserve the right to extend, withdraw, or modify our proposal, including pricing, delivery times, and prepayment discounts as applicable.

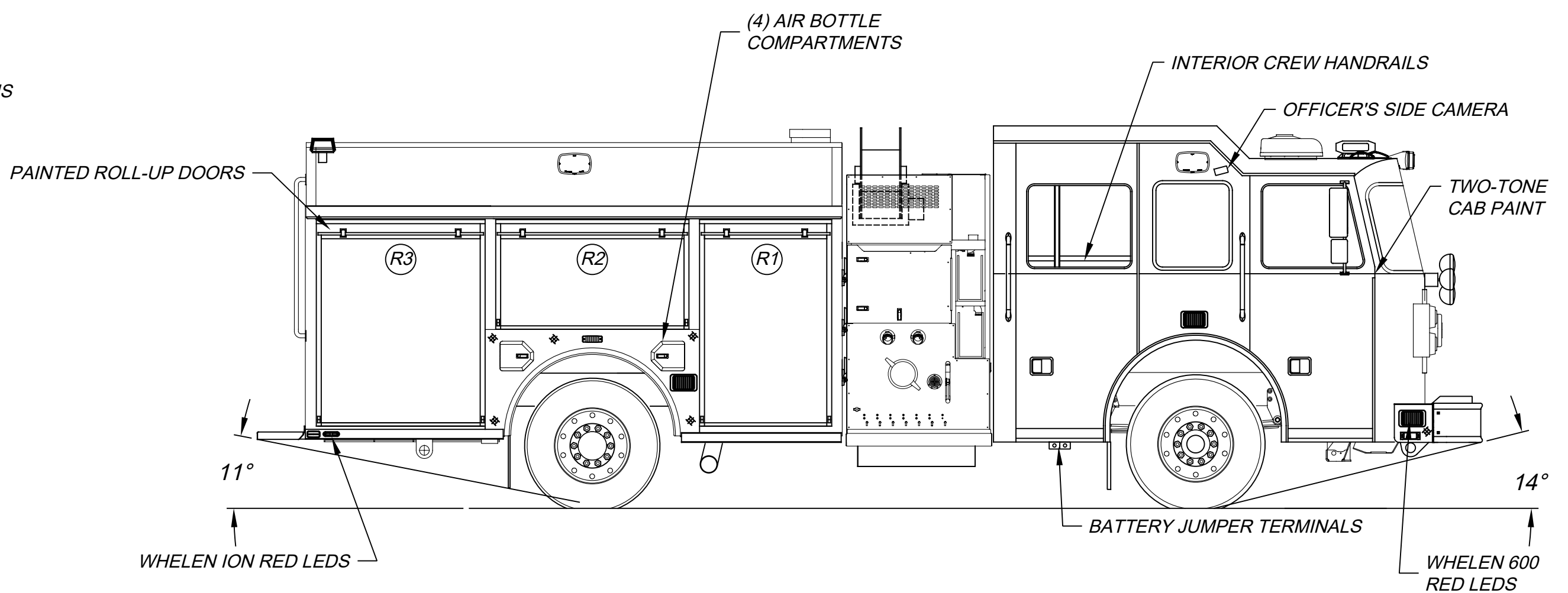
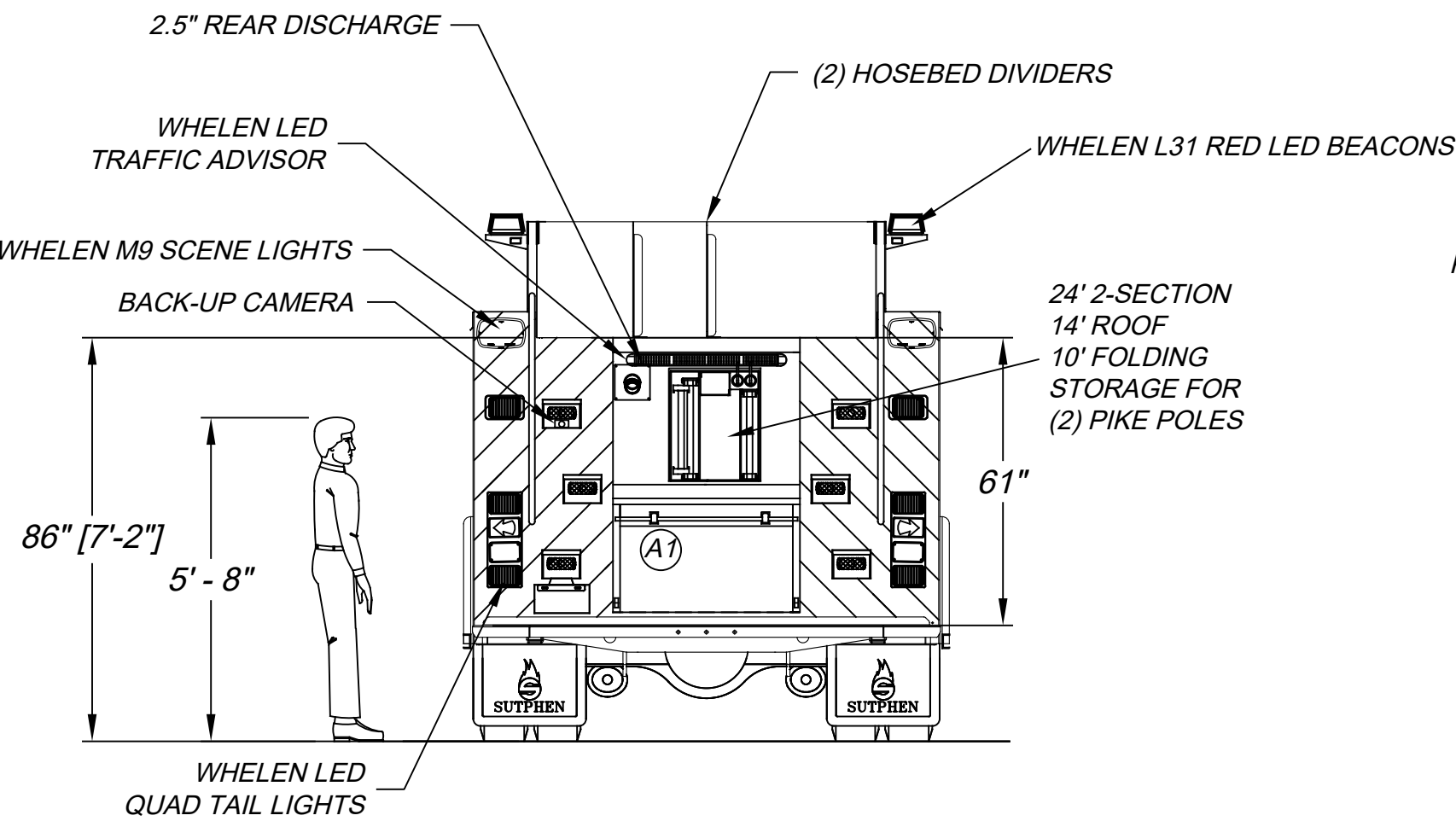
Respectfully submitted,

*Jerry Harley*

Jerry Harley  
Authorized Representative for Sutphen Corporation

**SUTPHEN CORPORATION**

6450 Eiterman Road | Dublin, OH 43016 | 1-800-848-5860



LEFT SIDE COMPARTMENTATION				
COMPT	DOORS	INSIDE DIMENSIONS	DOOR OPENING DIMENSIONS	VOLUME
L1	ROLL-UP	40"W X 66"H X 26"D	37 1/2"W X 56 1/2"H	37.4 CU. FT.
L2	ROLL-UP	59"W X 31 1/2"H X 26"D	56 1/4"W X 27"H	28.4 CU. FT.
L3	ROLL-UP	51 1/2"W X 66"H X 26"D	48 3/4"W X 56 1/2"H	47.4 CU. FT.

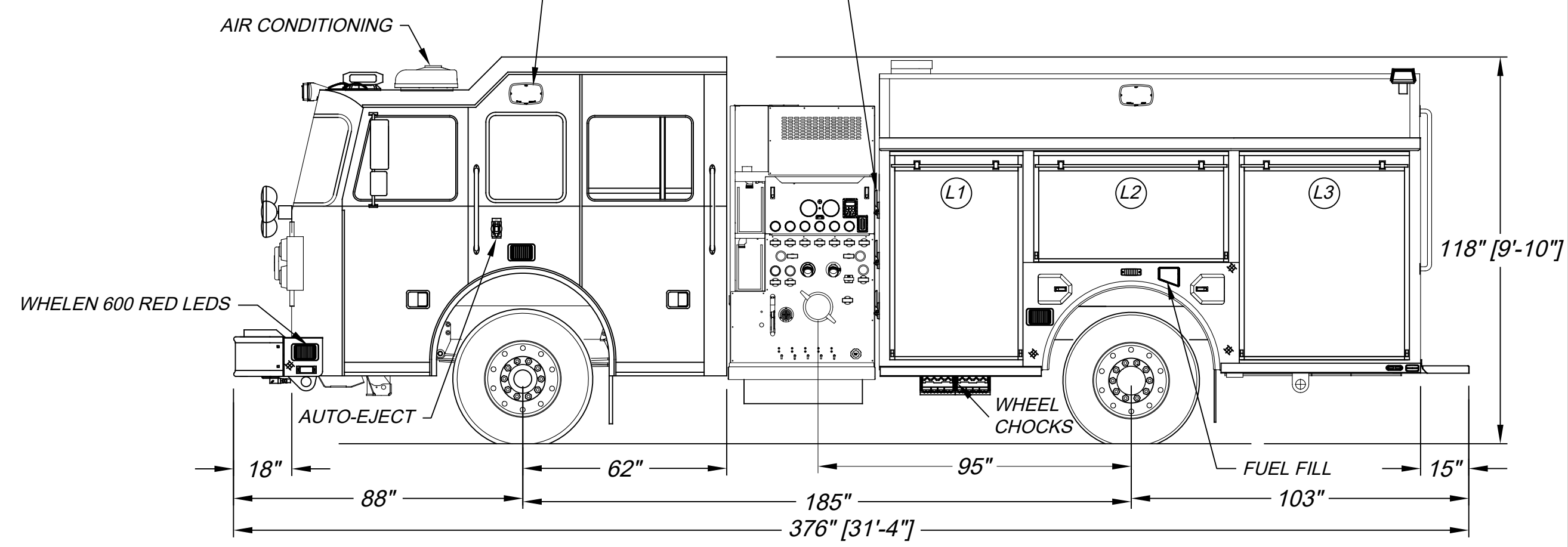
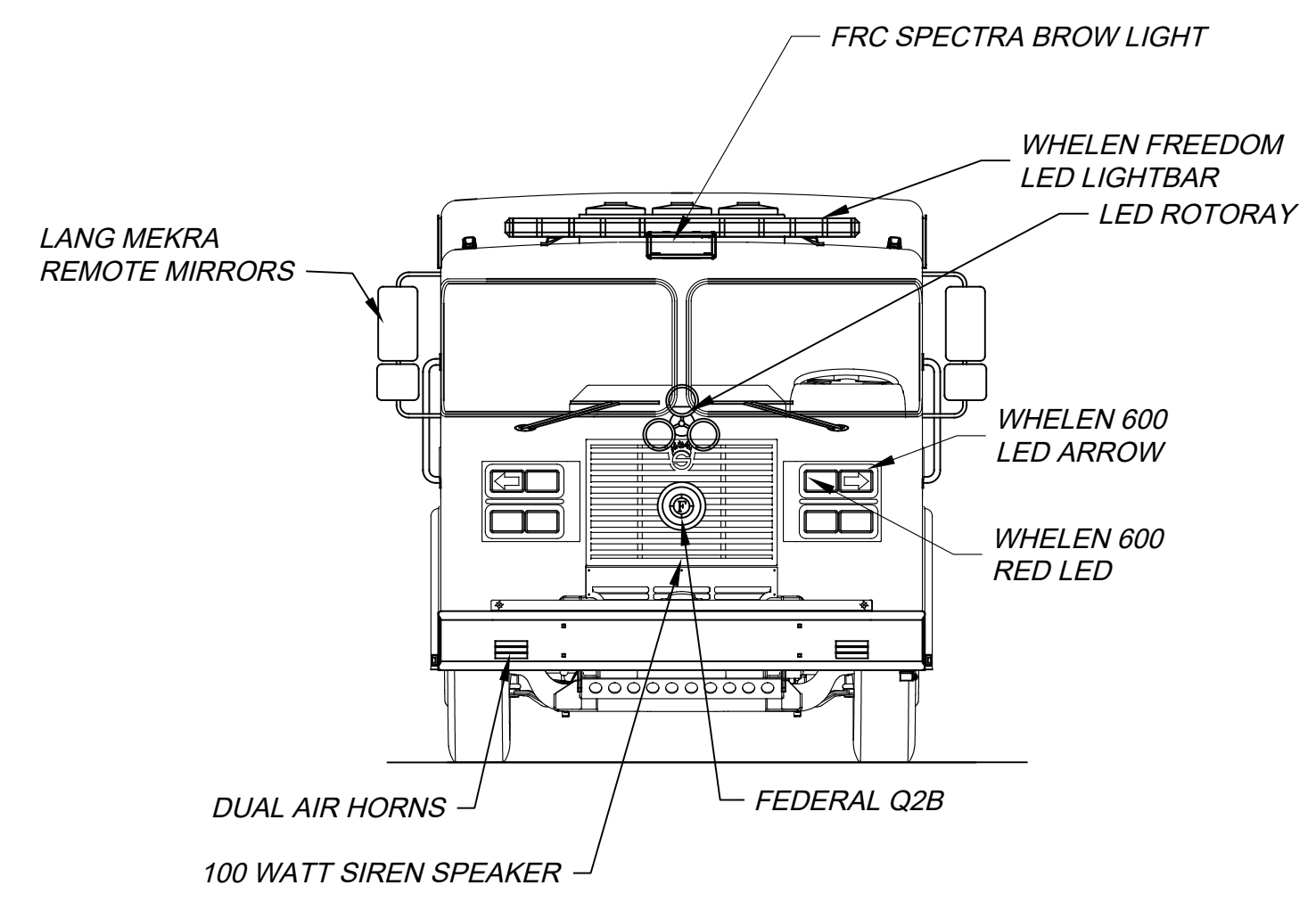
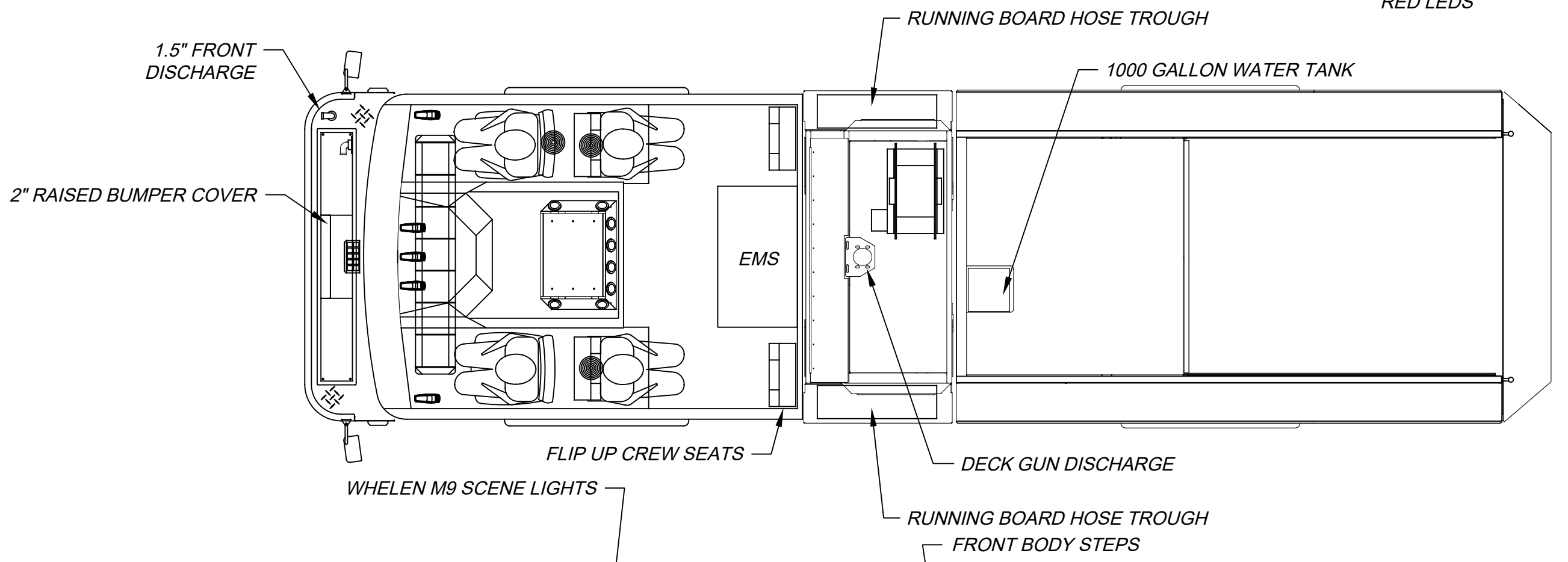
  

RIGHT SIDE COMPARTMENTATION				
COMPT	DOORS	INSIDE DIMENSIONS	DOOR OPENING DIMENSIONS	VOLUME
R1	ROLL-UP	40"W X 66"H X 26"D	37 1/2"W X 56 1/2"H	37.4 CU. FT.
R2	ROLL-UP	59"W X 31 1/2"H X 26"D	56 1/4"W X 27"H	28.4 CU. FT.
R3	ROLL-UP	51 1/2"W X 66"H X 26"D	48 3/4"W X 56 1/2"H	47.4 CU. FT.

REAR STEP COMPARTMENT				
COMPT	DOORS	INSIDE DIMENSIONS	DOOR OPENING DIMENSIONS	VOLUME
A1	ROLL-UP	39 1/2"W X 28"H X 31"D	36 3/4"W X 19"H	19.8 CU. FT.

BASE STORAGE: 246 CU. FT.



DIMENSIONS SHOWN ON THIS DRAWING ARE APPROXIMATE AND ARE SUBJECT TO MINOR DEVIATIONS DURING CONSTRUCTION.

IN THE EVENT OF A DISCREPANCY BETWEEN THE SUTPHEN SPECIFICATIONS AND DRAWING, THE SUTPHEN SPECIFICATIONS SHALL PREVAIL.

DRAWING IS FOR REFERENCE ONLY. SOME ITEMS PROPOSED MAY NOT BE SHOWN OR NOTED.

**CUSTOMER APPROVAL**

NAME: \_\_\_\_\_

TITLE: \_\_\_\_\_

DATE: \_\_\_\_\_

REV.	DESCRIPTION	JDH	DATE
A	UPDATED DRAWING PER CUSTOMER CHANGES	JDH	07/02/19

THIS PRINT IS PROVIDED ON A RESTRICTED BASIS AND IS NOT TO BE USED IN ANY WAY DETRIMENTAL TO THE INTEREST OF SUTPHEN CORPORATION.

DRAWN BY:  
J.HOWELL


DATE:  
06/24/19

MFG. FACILITY:  
SPRINGFIELD

**SUTPHEN**

HAPEVILLE FIRE DEPARTMENT  
HAPEVILLE, GA

PROGRAM 1 CUSTOM PUMPER  
HAPEVILLE, GA (2019 G9).DWG

	<b>Sutphen</b> <b>Component Report</b> Dealership: Williams Fire Apparatus_3 (Moore)	<b>Hapeville, GA – 2019 Pumper (REV-A)</b>	
		Contact: Position: Phone: Mobile: Email:	Order#: SQB009051_2 Customer#: CTB003427

<b>Bill To</b>
<b>Customer: Hapeville Fire Department</b> <b>Contact: ,</b> <b>Address: 3468 N Fulton Ave Hapeville, GA 30354</b>

<b>Ship To</b>
<b>Customer: Same as Bill-to</b> <b>Contact: ,</b> <b>Address: 3468 N Fulton Ave Hapeville GA 30354</b>

<b>Comments</b>
<b>Project Coordinator:</b> <b>Sales Person:</b> <b>Revision Level:</b> <b>Truck Type:</b> <b>Body Facility:</b>

Line	Item #	Qty	Item Description/Comments
1	USA	1	USA
2	10000215	1	STD WIRING SCHEMATIC
3	10000300	2	~PRECONSTRUCTION CONFERENCE - PER PERSON, PER TRIP (2)
4	10000310	2	~INSPECTION TRIPS - PER PERSON, PER TRIP (2)
5	10010001	1	CHASSIS, CUSTOM
6	10200000	1	~METALS SURCHARGE - CHASSIS, CUSTOM
7	51070185	1	Wheelbase = 185
8	25010000	1	FRAME, 10" SINGLE RAILS, SINGLE AXLE (50K PSI)
9	45010001	1	FRONT TOW EYES, BELOW BUMPER
10	45010015	1	FRONT TOW EYE FINISH, PAINTED
11	46010000	1	REAR TOW EYES
12	40010250	1	STEERING - ROSS TAS-85

Line	Item #	Qty	Item Description/Comments
13	22010000	1	DRIVE LINE, SPICER, 1710 SERIES
14	23014130	1	ENGINE, CUMMINS L 9 450HP DOC-DPF-DEF-SCR OBD
15	23029100	1	ENGINE WARRANTY, 5 YEAR, 100,000 MILES FOR CUMMINS L9
16	23030006	1	AIR INTAKE/EMBER SEPARATOR
17	23031173	1	FUEL FILTER/WATER SEPARATOR, PRIMARY, FLEETGUARD, FS1098
18	23031210	1	FUEL FILTER, SECONDARY, FLEETGUARD, FF63009
19	47012430	1	TRANSMISSION, ALLISON GEN 5, EVS3000
20	23110005	1	JACOBS ENGINE BRAKE FOR CUMMINS L ENGINES
21	47024050	1	TRANSMISSION COOLER
22	47030000	1	ALLISON TOUCH PAD SHIFTER
23	21021200	1	COOLING SYSTEM
24	21030000	1	FAN CLUTCH
25	21030200	1	RADIATOR COOLANT RECOVERY, PRESSURIZED SYST
26	26010000	1	FUEL TANK, STEEL, 65 GALLON
27	26030000	1	FUEL FILL
28	26030100	1	FUEL COOLER
29	24040000	1	DIESEL EXHAUST FLUID TANK
30	13010205	1	ALTERNATOR, LEECE NEVILLE 320 AMP 4962PA
31	15010500	1	BATTERIES, INTERSTATE TYPE 31 MHD (4)
32	15031700	1	BATTERY JUMPER TERMINALS
33	15030430	1	120V SHORELINE INLET, KUSSMAUL SUPER 20 AUTO EJECT
34	15040100	1	120V OUTLET WIRED TO SHORELINE INLET - EA (1)
35	15031560	1	BATTERY CHARGER, KUSSMAUL LPC 40 W/REMOTE BAR GRAPH DISPLAY
36	14010524	1	FRONT AXLE, MERITOR MFS-20-133A 20,000 LB.
37	41010115	1	SUSPENSION FRONT 20,000 LBS. (3) 54" LEAFS

Line	Item #	Qty	Item Description/Comments
38	41030100	1	SUSPENSION, ENHANCED SYSTEM
39	41040510	1	STEER ASSIST
40	43010305	1	FRONT TIRES GOODYEAR 385/65R22.5 LRJ G296 22.5 x 12.25 WHEELS
41	14510530	1	REAR AXLE, MERITOR RS-26-185 27,000 LB.
42	14530100	1	TOP SPEED, 68 MPH
43	42010001	1	SUSPENSION REAR REYCO 27,000 LBS. LEAF
44	44010308	1	TIRES, REAR, GOODYEAR 12R22.5 X 8.25 LRH ENDURANCE RSA HIGHWAY 24,000 - 27,000 GVWR
45	42910200	1	TIRE PRESSURE MONITOR, REAL WHEELS, LED
46	44210100	1	WHEELS, ALUM, ACCURIDE (max 27K rear)
47	44270100	1	HUB COVERS, FRONT & REAR, POLISHED STS (Single Axle)
48	44270300	1	CHROME LUG NUT CAPS, FRONT & REAR (Single Axle)
49	44271100	1	MUD FLAPS, FRONT (PAIR)
50	44271200	1	MUD FLAPS, REAR (PAIR)
51	16010009	1	BRAKES MERITOR SCAM 6" FRONT, SCAM 7" REAR
52	18010041	1	AIR BRAKE SYST 4 TANKS WABCO 1200 DRYER
53	18030110	1	AIR OUTLET CONNECTION
54	18035110	1	AIR COMPRESSOR, KUSSMAUL AUTO PUMP AC, 100PSI
55	18036105	1	TIMER, KUSSMAUL AUTO PUMP
56	18220500	1	NO ELEC STABILITY CONTROL SYS
57	18110000	1	WABCO 4 CHANNEL ANTI-LOCK BRAKES
58	53510000	1	COMPRESSION FITTINGS ON AIR SYSTEM (CHASSIS)
59	54010000	1	MISCELLANEOUS ITEMS ON CHASSIS
60	11023292	1	CAB TSAL4K 62" 10" RR 1/2
61	11030025	1	CAB CERTIFICATION - STRUCTURAL INTEGRITY
62	11030950	1	CAB LOCKDOWN LATCHES

Line	Item #	Qty	Item Description/Comments
63	11031025	1	CAB TILT SYSTEM, AIR CONTROL VALVE
64	11031100	1	MANUAL BACK-UP TILT SYSTEM
65	11031350	1	CAB DOORS, FULL LENGTH
66	11031387	1	CAB STEPS, LOWER GRIP STRUT, INTERMEDIATE DIAMONDPLATE
67	11031395	1	CAB STEP LIGHTING, TECNIQ E41 LED STRIP LIGHTS
68	11031421	1	CAB DOOR WINDOWS, POWER
69	11031401	1	CAB SIDE WINDOWS, FIXED
70	11031460	1	NO WINDOWS, BACK WALL OF CAB
71	11031465	1	WINDOW TINTING (LIMO TINT 8%)
72	52010010	1	ELECTRIC INTERMITTENT WIPERS
73	38010015	1	MIRRORS LANG MEKRA 300 SERIES REMOTE
74	11024425	1	UPPER GRILLE, AMERICAN FLAG TUBULAR STYLE FACADE (L9)
75	11024500	1	FLAMING "S" LOGO, UPPER GRILLE, REFLECTIVE RED
76	11024615	1	LOWER GRILLE, POLISHED STAINLESS, LASER CUT LETTERING W/ BACKLIGHTING
77	20010080	1	BUMPER, 18" POLISHED STAINLESS STEEL
78	20029800	1	BUMPER SIDES, DIAMONDPLATE
79	20040105	1	STORAGE WELL, DEEP CENTER, FULL WIDTH (18" BUMPER)
80	20030100	1	STORAGE WELL COVER, TREADPLATE, 2" RAISE
81	12010500	1	AIR HORNS, DUAL, GROVER #2040 RECTANGULAR
82	12030205	1	AIR HORNS WIRED TO STEERING WHEEL BUTTON
83	12040010	1	MOMENTARY SWITCH ON DASH, OFFICER'S SIDE
84	12510109	1	ELEC SIREN, WHELEN 295HFSA7, REMOTE FLUSH MOUNT WITH REMOVABLE MIC
85	12530205	1	ELEC SIREN WIRED TO STEERING WHEEL BUTTON
86	12530350	1	MOMENTARY SWITCH ON DASH, OFFICER'S SIDE, FOR ELEC SIREN
87	12620100	1	SIREN SPEAKER, 100W, CAST PRODUCTS, SA4201-6B-A

Line	Item #	Qty	Item Description/Comments
88	12670110	1	SIREN SPEAKER(S) INSTALLED BEHIND CAB GRILLE
89	12710100	1	SIREN, FEDERAL Q2B, GRILLE MOUNT
90	12730305	1	FOOT SWITCH, DRIVER'S SIDE, FOR MECH SIREN
91	12730350	1	MOMENTARY SWITCH ON DASH, OFFICER'S SIDE, FOR MECH SIREN
92	32520620	1	HEADLIGHTS, LED, FIRETECH FT-4X6, STS COMBO HOUSINGS
93	48089500	1	FRONT TURN SIGNALS, WHELEN 600 SERIES LED, ARROW (2)
94	27022120	1	HANDRAILS, CAB EXTERIOR, KNURLED STAINLESS STEEL (4) SIDE
95	27030600	1	COAT HOOKS FOR GRAB HANDRAILS (4)
96	27030710	1	HANDRAILS, FRONT OF CAB, KNURLED STAINLESS STEEL (PAIR)
97	27025000	1	HANDRAILS, CAB INTERIOR, BLACK RUBBER COATED (2) FRONT ENTRY
98	27030120	1	HANDRAILS, REAR CAB INTERIOR DOOR, BLACK RUBERIZED (2) AND KNURLED STS AT WINDOW (2)
99	31010285	1	INTERIOR, MULTISPEC BLACK SPECKLE PAINT W/GRAY-BLACK DURAWEAR
100	11032929	1	DOOR PANEL, FULL STS
101	11032955	1	REFLECTIVE MATL, INTERIOR CAB DOORS, SCOTCHLITE CHEVRONS
102	31010291	1	CAB INTERIOR FLOOR COVERING, BLACK RUBBERIZED
103	22510110	1	ENGINE ENCLOSURE, SHORT LENGTH
104	22510530	1	ENGINE ENCLOSURE COVERING, SCORPION BLACK URETHANE BLEND
105	11031670	1	NO STORAGE ON ENGINE ENCLOSURE
106	22610050	1	ENGINE HOOD LIGHT, LED (1)
107	11031512	1	COMPUTER TRAY IN LIEU OF GLOVE BOX
108	11031702	1	GLOVE BOX HOLDERS IN UPPER CREW DOORS (FLAT BACK, RR)
109	29810100	1	CHASSIS ELECTRICAL DESCRIPTION
110	30010130	1	INSTRUMENTATION, AMETEK W/ CENTER & OVERHEAD CONSOLES
111	30010610	1	CAB PUMP SHIFT, ELECTRIC W/YELLOW KNOB
112	30031655	1	DOOR AJAR ALARM WITH SILENCE BUTTON

Line	Item #	Qty	Item Description/Comments
113	29930200	1	MAPBOOK SLOT ON BREAKER PANEL
114	29910100	1	PROGRAMMABLE LOAD MANAGER, CLASS-1 SUPERNODE II
115	30031100	1	HIGH IDLE SWITCH
116	30031775	1	12V POWER POINTS, (2)
117	30031802	1	12V DUAL PORT USB POWER POINTS, (2)
118	84541540	1	POWER & GROUND STUDS, UPPER COMMAND CONSOLE
119	84541545	1	POWER & GROUND STUDS, LOWER COMMAND CONSOLE
120	30110000	1	VEHICLE DATA RECORDER, AKRON/WELDON
121	33510030	1	INTERIOR CAB LIGHTS, WHELEN 6" ROUND RED/CLEAR LED (2)
122	34010030	1	INTERIOR CREW LIGHTS, WHELEN 6" ROUND RED/CLEAR LED (2)
123	28010750	1	DEFROSTER, HEATER & A/C-SEVERE CLIMATE
124	28090003	1	HEAT TO FEET
125	28030500	1	DEFROSTER DUCTWORK, ENTIRE WINDSHIELD
126	11031687	1	TOP HEAT/AC STORAGE, TOOL MOUNTING PLATE, 25" x 19.5"
127	38510105	1	DRIVER'S SEAT, BOSTROM SIERRA HIGH BACK ABTS AIR RIDE (DURAWEAR)
128	38320000	1	HELMET STORED IN COMPARTMENT
129	39010120	1	OFFICER'S SEAT, BOSTROM TANKER 450, ABTS SCBA (DURAWEAR)
130	39030010	1	OFFICER'S SEAT COMPT, OPEN FRONT
131	38320000	1	HELMET STORED IN COMPARTMENT
132	39521125	1	CREW SEAT 1, BOSTROM TANKER 450, ABTS SCBA (DURAWEAR)
133	38320000	1	HELMET STORED IN COMPARTMENT
134	39521126	1	CREW SEAT 2, BOSTROM TANKER 450, ABTS SCBA (DURAWEAR)
135	38320000	1	HELMET STORED IN COMPARTMENT
136	11031828	1	EMS CABINET, FORWARD FACING, DOUBLE ON CREW SEAT RISER (RAISED ROOF)
137	11032250	1	INTERIOR ACCESS, ROLL-UP DOOR, AMDOR



Line	Item #	Qty	Item Description/Comments
138	11032415	1	INTERIOR COMPARTMENT DOOR LOCK
139	11032312	1	ADJUSTABLE SHELVES, EMS COMPT (2)
140	39530400	1	CREW SEAT 5, FLIP UP JUMP SEAT (DURAWEAR)
141	38320000	1	HELMET STORED IN COMPARTMENT
142	39530401	1	CREW SEAT 6, FLIP UP JUMP SEAT (DURAWEAR)
143	38320000	1	HELMET STORED IN COMPARTMENT
144	39550200	1	SEAT COLOR, BLACK
145	39610000	3	SCBA BRACKETS, BOSTROM, SECURE ALL (3)
146	38410000	1	SEAT BELT WARNING SYSTEM, AKRON / WELDON
147	39710000	1	DOUBLE CREW SEAT COMPT, SIDE DOORS
148	30080150	1	HD STEREO, JENSEN, AM/FM/WB/BT
149	84561015	1	CAMERA SYSTEM, FRC, INVIEW TRUEVIEW, TWO CAMERAS (WIRED)
150	11088888	1	SPECIAL ITEM, INSTALLATION OF CUSTOMER SUPPLIED ANTENNA
151	60080020	1	PUMP, HALE XS QMAX 1500 GPM SINGLE STAGE
152	60025000	1	GEARBOX, HALE, G-SERIES, REAR MOUNTED
153	60026000	1	PUMP PACKING, HALE
154	60035121	1	PUMP TEST, MISTRAS GROUP, INC
155	61510000	1	AUXILIARY COOLER (HEAT EXCHANGER)
156	62010002	1	STAINLESS STEEL PIPING
157	66090010	1	3" TANK-TO-PUMP W/CHECK VALVE
158	61729120	1	VALVE, AKRON, HEAVY DUTY
159	61770900	1	ACTUATOR, VALVE, PUSH/PULL, CLASS 1
160	73090001	1	TANK FILL 2"
161	61729120	1	VALVE, AKRON, HEAVY DUTY
162	61770900	1	ACTUATOR, VALVE, PUSH/PULL, CLASS 1

Line	Item #	Qty	Item Description/Comments
163	61090003	1	PRESSURE GOVERNOR, CLASS 1 TPGJ1939
164	61290020	1	INTAKE PRESSURE CONTROL, TFT A1860
165	63021500	1	6" MAIN SUCTION, LEFT SIDE
166	65090000	1	2.5" LEFT SIDE INLET
167	61729120	1	VALVE, AKRON, HEAVY DUTY
168	61770905	1	ACTUATOR, VALVE, SWING CONTROL
169	60036010	1	THREADS, NST
170	63025500	1	6" MAIN SUCTION, RIGHT SIDE
171	64090000	1	2.5" RIGHT SIDE INLET
172	61729120	1	VALVE, AKRON, HEAVY DUTY
173	61770905	1	ACTUATOR, VALVE, SWING CONTROL
174	60036010	1	THREADS, NST
175	70525900	1	2.5" DISCHARGE, LEFT - POSITION 1
176	61729120	1	VALVE, AKRON, HEAVY DUTY
177	61770915	1	ACTUATOR, VALVE, PUSH/PULL, CLASS 1 W/ RACK & SECTOR
178	77090000	1	GAUGE, DISCH, CLASS 1 2.5"
179	60036010	1	THREADS, NST
180	70525900	1	2.5" DISCHARGE, LEFT - POSITION 2
181	61729120	1	VALVE, AKRON, HEAVY DUTY
182	61770915	1	ACTUATOR, VALVE, PUSH/PULL, CLASS 1 W/ RACK & SECTOR
183	77090000	1	GAUGE, DISCH, CLASS 1 2.5"
184	60036010	1	THREADS, NST
185	71025900	1	2.5" DISCHARGE, RIGHT - POSITION 3
186	61729120	1	VALVE, AKRON, HEAVY DUTY
187	61770900	1	ACTUATOR, VALVE, PUSH/PULL, CLASS 1

Line	Item #	Qty	Item Description/Comments
188	77090000	1	GAUGE, DISCH, CLASS 1 2.5"
189	60036010	1	THREADS, NST
190	71025900	1	2.5" DISCHARGE, RIGHT - POSITION 4
191	61729120	1	VALVE, AKRON, HEAVY DUTY
192	61770900	1	ACTUATOR, VALVE, PUSH/PULL, CLASS 1
193	77090000	1	GAUGE, DISCH, CLASS 1 2.5"
194	60036010	1	THREADS, NST
195	71590000	1	DISCHARGE, 2.5" LEFT REAR
196	61729120	1	VALVE, AKRON, HEAVY DUTY
197	61770900	1	ACTUATOR, VALVE, PUSH/PULL, CLASS 1
198	77090000	1	GAUGE, DISCH, CLASS 1 2.5"
199	60036010	1	THREADS, NST
200	72290000	1	1.5" FRONT BUMPER DISCHARGE, 2" PLUMBING
201	61729120	1	VALVE, AKRON, HEAVY DUTY
202	61770900	1	ACTUATOR, VALVE, PUSH/PULL, CLASS 1
203	77090000	1	GAUGE, DISCH, CLASS 1 2.5"
204	60036010	1	THREADS, NST
205	72590002	1	DECK GUN DISCHARGE 3"
206	61729160	1	VALVE, AKRON, SLOW CLOSE
207	61770900	1	ACTUATOR, VALVE, PUSH/PULL, CLASS 1
208	77090000	1	GAUGE, DISCH, CLASS 1 2.5"
209	72570100	1	DECK GUN TERMINATION, THREADED
210	72555845	1	MONITOR, TFT XFC-42 CROSSFIRE W/SAFETY FLOW, QUAD STACK TIPS AND STREAM SHAPER
211	72555810	1	TASK FORCE TIPS EXTEND-A-GUN
212	72890005	1	CROSSLAY, ONE 2.5" & SPEEDLAYS, TWO 2" W/SWIVELS & POLY LIFT-OUT TRAYS

Line	Item #	Qty	Item Description/Comments
213	61729120	3	VALVE, AKRON, HEAVY DUTY (3)
214	61770900	3	ACTUATOR, VALVE, PUSH/PULL, CLASS 1 (3)
215	77090000	3	GAUGE, DISCH, CLASS 1 2.5" (3)
216	60036010	3	THREADS, NST (3)
217	72910807	1	COVERS, ALUM/WEBBING FOR CROSSLAY/SPEEDLAY
218	84090003	1	BOOSTER REEL, LOW PRESSURE, W/150' OF 1" HOSE & NOZZLE, MTD IN DUNNAGE AREA
219	61729120	1	VALVE, AKRON, HEAVY DUTY
220	61770930	1	ACTUATOR, VALVE, AIR, W/ TOGGLE SWITCH
221	60036010	1	THREADS, NST
222	61742000	1	MASTER PUMP DRAIN, MULTIPOINT
223	61790510	12	DRAIN VALVES, HALE, LIFT-UP (12)
224	74914130	1	PRG SM3 - SIDE MOUNT PUMP PANEL (CROSSLAY/SPEEDLAYS)
225	74928100	1	PUMP MODULE LENGTH, 44"
226	74929130	1	HALE PUMP MODULE CONFIGURATION, SIDE MOUNT, CROSSLAY W/ SPEEDLAYS
227	74930710	1	PANEL FINISH, BRUSHED STS 14 GAUGE (PRG)
228	74931055	1	COLOR CODING (PRG)
229	74931290	1	PUMP MODULE FRAMEWORK, NON-PAINTED
230	74931390	1	PUMP FINISH, PAINTED BY PUMP MFG
231	74931590	1	PLUMBING FINISH, NON-PAINTED
232	74931690	1	EXTERIOR DUNNAGE AREA PANEL, BRUSHED STS
233	75040215	1	TROUGH IN RUNNING BOARD, BOTH SIDES
234	75590010	1	PUMP OPERATOR LIGHTS, LED (PRG)
235	75590110	1	PUMP PANEL LIGHTS OFFICER'S SIDE, LED (PRG)
236	76090002	1	PUMP PANEL GAUGES & CONTROLS (PRG)
237	60090020	1	PUMP PRIMER, HALE, T-HANDLE

Line	Item #	Qty	Item Description/Comments
238	76025110	1	COMPRESSION FITTINGS ON AIR SYSTEM (PRG PUMP MODULE)
239	76031970	1	AIR OUTLET, DRIVER'S SIDE PUMP PANEL
240	76031900	1	AIR HORN PUSH BUTTON SWITCH ON PUMP PANEL
241	76590000	1	GAUGES, MASTER, CLASS 1 4.5" (PRG)
242	77590000	1	GAUGE, WATER LEVEL, CLASS 1, INTELLI-TANK ITL-4
243	83525100	1	WATER TANK BRAND, PRO-POLY
244	83590005	1	WATER TANK, 1000 GAL, POLY
245	80189590	1	BODY G9 - ALUM 40/51 LADDERS THRU TANK
246	10250130	1	~METALS SURCHARGE - BODY, G9
247	80089500	1	BODY SUBFRAME, PROGRAM 1 PUMPER
248	81165705	1	UNISTRUT TRACK IN COMPTS
249	80290012	1	COMPT DOORS, ROM ROLL-UP, PAINTED
250	80225000	1	REAR COMPT DOOR (A1) ROM ROLL-UP, SATIN FINISH
251	84531230	1	COMPT LIGHTING, AMDOR LED LIGHT STRIPS, 2 PER COMPT
252	81380000	1	HOSEBED W/REMOVABLE ALUMINUM FLOORING
253	81410600	1	COVER, WEBBING, MAIN HOSE BED
254	81440220	1	COVER FASTENERS, BLACK PLATIC BUCKLES
255	81330302	1	HOSE BED DIVIDERS, ADJ (2)
256	81910100	1	HANDRAILS, KNURLED STS
257	82290010	1	STEPS, FRONT BODY, IC FOLD DOWN W/LIGHT
258	82390000	1	STEPS, REAR BODY (8x8)
259	82510000	1	RUB RAILS, ANODIZED ALUM
260	83010050	1	ALUMINUM TREADPLATE (ALUM PPR, PRG1, C-SER, TANKER)
261	83030350	1	REAR STEP CORNERS, 45 DEGREE (PRG1)
262	80290013	1	4 SCBA CYLINDER COMPTS (2 RIGHT, 2 LEFT)

Line	Item #	Qty	Item Description/Comments
263	88520300	1	DELETE 6" SUCTION HOSE
264	88540550	1	DELETE STD SUCTION HOSE MTG
265	88550300	1	STRAINER NOT PROVIDED
266	89011500	1	ALCO-LITE PEL-24 24'2 SEC & PRL-14 14' ROOF & 10' FOLDING
267	89590007	1	LADDER CHUTE
268	84550110	1	LICENSE PLATE BRACKET W/ LIGHT, LED
269	84511100	1	BODY ELECTRICAL DESCRIPTION
270	84520000	1	BACK UP ALARM, ECCO SA917
271	85010300	1	TAILLIGHTS, WHELEN 600 SERIES, LED STOP/TAI/TURN, HALOGEN REVERSE, QUAD HOUSING (PAIR)
272	85110100	1	ICC LIGHTS, LED
273	85510200	1	STEP LIGHTS, LED, WHELEN 2G AT PUMP PANEL & REAR BODY
274	85710010	1	UNDERCARRIAGE GROUND LIGHTS, LED
275	86528999	1	DELETE REAR WORK LIGHTS
276	86600000	1	OPTICAL WARNING SYSTEM, UPPER
277	86610100	1	UPPER WARNING LIGHTS, ZONE A (FRONT), WHELEN FREEDOM IV 72" LED LIGHT BAR, F4N7QLED, 8 MODULES
278	86699999	1	UPPER WARNING LIGHTS, ZONE B (OFFICER'S SIDE), COVERED BY ZONES A & C
279	86710105	1	UPPER WARNING LIGHTS, ZONE C (REAR), WHELEN LED BEACONS, L31 (PAIR)
280	86899999	1	UPPER WARNING LIGHTS, ZONE D (DRIVER'S SIDE), COVERED BY ZONES A & C
281	87100000	1	OPTICAL WARNING SYSTEM, LOWER
282	87110100	1	LOWER WARNING LIGHTS, ZONE A (FRONT), WHELEN 600 SUPER LED, 60*02F*R (QTY 2)
283	87811120	1	LOWER, ZONE A - MOUNTING LOCATION (COMBO HOUSINGS)
284	87210100	1	LOWER WARNING LIGHTS, ZONE B (OFFICER'S SIDE), WHELEN 600 SUPER LED, 60*02F*R (QTY 2), ION T-SERIES LED, TLI* (QTY 1)
285	87812110	1	LOWER, ZONE B - MOUNTING LOCATION (PUMPERS, TANKERS)
286	87310100	1	LOWER WARNING LIGHTS, ZONE C (REAR), WHELEN 600 SUPER LED, 60*02F*R (QTY 2)
287	87410100	1	LOWER WARNING LIGHTS, ZONE D (DRIVER'S SIDE), WHELEN 600 SUPER LED, 60*02F*R (QTY 2), ION T-SERIES TLI* (QTY 1)

Line	Item #	Qty	Item Description/Comments
288	87814110	1	LOWER, ZONE D - MOUNTING LOCATION (PUMPERS, TANKERS)
289	87537732	2	ADDITIONAL WARNING LIGHTS, WHELEN 600 SUPER LED, 60*02F*R (PAIR) (2)
290	87537505	1	WARNING LIGHT, ROTO-RAY, LED
291	87040000	1	TRAFFIC ADVISOR, WHELEN LED, TAL65 36"
292	88390902	1	LIGHT, FR SPECTRA, LED, BROW 20K LUMENS, 12V (1)
293	86537816	3	SCENE LIGHTS, WHELEN M9 LED, SURFACE MOUNT (PAIR) (3)
294	89910010	1	CORROSION REDUCTION PROGRAM (PROPOSALS)
295	90010020	1	PAINT SCHEME
296	90030010	1	TWO TONE CAB & BODY
297	90030154	1	PAINT FRAME RAILS & BODY REAR DROP - BLACK
298	90510000	1	3" LETTERING, 22K UP TO 40
299	90574100	1	INSTALL FIRE DEPT EMBLEMS (Pair)
300	90610200	1	6" SCOTCHLITE STRIPE AROUND TRUCK
301	90630405	1	MITER EDGED "Z" STRIPE
302	90630100	2	1" SCOTCHLITE STRIPE ABOVE OR BELOW - EACH (2)
303	90680120	1	CHEVRON STRIPING, REAR BODY OUTBOARD, REFLEXITE
304	91010000	1	MISC EQUIP - (1) PINT TOUCH-UP PAINT, STAINLESS STEEL NUTS & BOLTS
305	91030700	1	ZIAMATIC SAC-44 FOLDING WHEEL CHOCKS (PAIR) MTD W/ SQCH-44H HOLDERS
306	99010000	1	MANUALS (1-PRINTED & 1-USB) WITH DVD
307	99031195	1	DEALER DELIVERY
308	99040100	1	~TRANSPORTATION & FUEL CHARGES (1)
309	99040200	1	~DEALER PREP/INSPECTION
310	99510000	1	WARRANTY, ONE YEAR
311	99999100	1	NOTATIONS
312	PDB001096	1	DEALER SUPPLIED - SHELVING & TRAY ALLOWANCE

Line	Item #	Qty	Item Description/Comments
313	PDB001106	1	DEALER SUPPLIED - LOOSE EQUIPMENT ALLOWANCE
314	PDB000219	1	DEALER SUPPLIED - OTHER - (4) Stream light Hand-lights supplied and mounted in the cab
315	PDB000219	1	DEALER SUPPLIED - OTHER - Customer Appreciation plaque supplied and installed